





# RSD

Radiology Support Devices, Inc.

# Res-Mesh Phantom Set



## FLUOROSCOPY QA BY RESOLVING MESH PATTERN DETAILS

Ensure optimal resolution performance of your fluoroscopic imaging system with the Res-Mesh Phantom Set. This easy-to-use test tool is designed for routine quality assurance, allowing you to evaluate imaging resolution performance by resolving mesh pattern details. Benchmark resolution and detect deviations early to maintain consistent image quality and identify potential system issues.

### Product Features & Benefits

**Versatile Resolution Testing:** Includes mesh patterns with various line densities (16-60, 30-100, and 60-150 lines per inch) for comprehensive system evaluation

**Simple Performance Monitoring:** Quickly identify deviations in image quality, indicating potential system deterioration

**Durable Construction:** Built to withstand regular use while delivering reliable and repeatable results

**Maintain Imaging Excellence:** Regular testing ensures consistent and high-resolution fluoroscopic images

**Early Issue Detection:** Spot potential problems before they affect patient outcomes

**Streamlined Workflow:** User-friendly design simplifies the QA process, saving time and effort

**Enhanced System Longevity:** Proactive maintenance helps extend the life of your fluoroscopic equipment

### Standards Compliance

**IEC 61223-3-1:** Evaluation and routine testing in medical imaging departments - Part 3-1: Acceptance tests - Imaging performance of X-ray equipment for radiographic and radioscopy systems

### Specifications

- Dimensions: 180 mm x 180 mm x 10 mm
- Mesh Patterns: 16-60, 30-100, and 60-150 lines per inch

### Accessories

- Comprehensive Product Manual
- Sturdy Carrying Case

### Model Number

**QA-FDR120:** Res-Mesh Phantom Set



**RSDphantoms.com**

**Call: 310-518-0527**